

Improvement of OSC performance for CeZrO₄ solid solution with Al₂O₃ diffusion barrier

AKIRA MORIKAWA ▪ Catalyst Lab., Toyota Central R&D Labs., Inc. ▪ a-morikawa@mosk.tytlabs.co.jp

TADASHI SUZUKI ▪ Catalyst Lab., Toyota Central R&D Labs., Inc.

KOICHI KIKUTA ▪ Department of Crystalline Materials Science, Graduate School of Engineering, Nagoya University

AKIHIKO SUDA ▪ Catalyst Lab., Toyota Central R&D Labs., Inc.

HIROFUMI SHINJO ▪ Catalyst Lab., Toyota Central R&D Labs., Inc.

Az OSC (oxigéntároló képesség) teljesítménynövelése Al₂O₃ diffúziógátat tartalmazó CeZrO₄ szilárd oldatban

Annak érdekében, hogy a CeO₂-ZrO₂ szilárd oldata (CeZrO₄) még inkább felhasználható legyen az autóiipari kipufogógáz-katalizátorok oxigéntároló anyagaként, kidolgoztunk egy Al₂O₃ és CeZrO₄ vegyületekből álló, nanométer finomságú kompozit anyagot (az ACZ-t). Az oxigéntároló képesség (OSC) további javítása céljából a szerzők szisztematikus kutatást végeztek, amely kimutatta, hogy a többlet Al₂O₃ adagolás nemcsak a CeZrO₄ termikus stabilitását növeli, hanem annak oxigéntároló képességét, különösen pedig az oxigén leadását (OSC-r) is. E vizsgálatok során a redukáló kezelés révén jelentősen javult az ACZ teljes OSC-je (az OSC-c). A redukált ACZ OSC-c mutatószáma az 1000 °C hőmérsékleten végzett kezelés után érte el elméleti maximumát.

Kulcsszavak: Al₂O₃, CeO₂, ZrO₂, oxigéntároló képesség, háromutas katalizátor

Keywords: Al₂O₃, CeO₂, ZrO₂, oxygen storage capacity, 3-way catalyst

1. Introduction

CeZrO₄ as the oxygen storage material has been indispensable component for three-way catalysts of gasoline automobiles because it plays a role to maintain the air/fuel (A/F) ratio of the exhaust gas around 14.6 in the catalyst [1]. CeZrO₄ has been improved on the durability and the OSC performance since 1988 to develop each generation of advanced three-way catalysts to fit that of regulations [2–5]. The latest oxygen storage material, ACZ, has a novel microstructure, which consists of Al₂O₃ and CeZrO₄ mutually intervening in nanometer scale. In ACZ, Al₂O₃ has a role of a diffusion barrier to inhibit the sintering of CeZrO₄ crystallites [6]. The Al₂O₃ diffusion barrier is effective in practical use; however, systematic studies for basic property of ACZ are not enough. This study was conducted to clarify the effect of the additional Al₂O₃ into the CeZrO₄ on its physical properties and the OSC characteristics and to improve the performance further more.

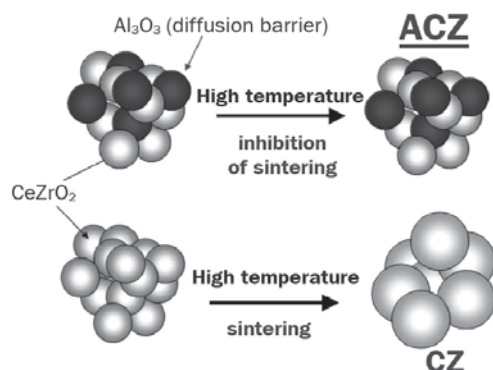


Fig. 1. A schematic figure of sintering inhibition by the Al₂O₃ introduction into CeZrO₄ as a diffusion barrier

1. ábra Al₂O₃ diffúziógátó anyag által a CeZrO₄-ben okozott zsgorodáságtátlás vázlatos ábrázolása

Akira Morikawa

was born in 1970 in Japan. He has been involved in the development of 3-way catalysts for gasoline automobiles in Catalyst Lab. of Toyota Central R&D Labs., Inc. since he finished his master's course in Nagoya University in 1995.

He also has attended to a doctoral course in Nagoya University since 2006 as an adult graduate student. Recent research targets are the development of oxygen storage materials represented by CeO₂, the elaboration of novel catalytic supports, and the design new catalytic active species.

Tadashi Suzuki

was born in Aichi Japan in 1961 in Japan. He got a bachelor's degree from Meijo University in 1984. He belongs to Catalyst Lab., Toyota Central R&D Labs., Inc. His main research is three-way catalyst.

Koichi Kikuta

was born in 1961 in Japan. After he got his doctoral degree in 1989, he joined to Nagoya University, and moved to NIRIN to attend Synergy Ceramics Project. He has been studying on the growth of optical crystals and the chemical processing of functional ceramic materials such as ferroelectrics. He also started new research on the development of lead free piezoelectrics and solid oxide fuel cell.

Akihiko Suda

was born in 1958 in Japan. After he got his master's degree from Tohoku University in 1983, he joined Toyota Central R&D Labs., Inc. He started a development of ultrafine powder processing of inorganic materials from 1989. His research has been focused on the materials of automotive catalyst from 1993 to now. He got his doctoral degree from Osaka University in 2005 through his research about catalyst materials.

Hirofumi Shinjo

was born in 1955 in Japan. After he got his master's degree from Tohoku University in 1980, he joined Toyota Central R&D Labs., Inc. He has been studying catalysis and catalyst of automotive exhaust, in particular, with reaction analysis approach. He got his doctoral degree from Nagoya University in 1998 through his research about automotive catalyst.

2. Experimental

2.1. Preparation of catalysts

ACZ was used as a catalytic support and also an oxygen storage material. This composite oxide was prepared by co-precipitation process of nitrate and following the calcination at 700 °C [7], which had a composition of 1/1/1 molecular ratio of Al₂O₃/CeO₂/ZrO₂. The CeZrO₄ solid solution without Al₂O₃ was used as a comparative material, which is abbreviated as CZ. CZ was prepared by the same process as ACZ and had a composition of 1/1 molecular ratio of CeO₂/ZrO₂. The durability test was conducted on the ACZ and CZ from 800 and 1000 °C for 5 h in air. Moreover, the effect of reductive treatments was estimated at four levels of temperature on the ACZ to improve its OSC (Table 1). Prior to evaluating OSC performance, 2 wt% Pt were loaded on the ACZ and CZ supports with using impregnation of Pt(NO₂)₂(NH₃)₂ in diluted nitric acid solution.

Catalysts	Atmosphere for heat treatment	Temperature °C	Pt loading wt%	SSA m ² /g
ACZ	Air	700	2	103
ACZ-H2-700	H ₂ (5%)/N ₂	700	2	97
ACZ-H2-800	↑	800	2	76
ACZ-H2-900	↑	900	2	45
ACZ-H2-1000	↑	1000	2	32
CZ	Air	700	2	54

Table 1. Prepared catalysts by the reductive treatment
1. táblázat Redukáló kezeléssel előállított katalizátorok

2.2. Characterization of catalyst

BET specific surface areas of ACZ and CZ before and after durability testing were measured by the BET one-point method using the automatic surface area analyzer (model-4232II, Micro-Data). Diffraction patterns of catalysts were measured at diffraction angles (2-theta) from 10 to 80° using X-ray diffraction apparatus (RINT-TTR, Rigaku) at 50kV, 300mA.

2.3. Evaluation of catalytic performance

Generally, OSC is categorized as two types. The one is an oxygen storage capacity complete (OSC-c) that shows saturated oxygen storage and release amount, and the other is an oxygen release rate (OSC-r) that indicates oxygen initial release rate. The former was measured by a thermogravimetric analyzer (TGA-50, Okurarikan). After pretreated at 500 °C for 15 min under an O₂ (20%)/N₂ (balance) atmosphere, Pt loaded catalyst was cooled to 300 °C in the same oxidative atmosphere. When the temperature reached the predetermined temperature, the atmosphere was switched from O₂ (20%)/N₂ to H₂ (20%)/N₂ until the weight decrease of the catalyst was no longer detected. Subsequently, the atmosphere was changed back to O₂ (20%)/N₂, and the atmosphere and temperature were maintained until the weight increase in the catalyst was no longer detected. These steps were repeated until the weight reduction under H₂ (20%)/N₂ and weight increase under O₂ (20%)/N₂ became almost equal. Subsequently, additional two cycles were repeated, followed by calculation of the average of each weight reduction and increase. The saturated OSC, OSC-c, was denoted as the amount of O₂ adsorption/desorption per mole of CeO₂ included in the catalyst (O₂-mol·CeO₂-mol⁻¹). The later was derived by evaluating the amount of CO₂ formation under an alternative atmosphere, where CO (2%)/N₂ and O₂ (1%)/N₂ were introduced into a catalyst every 3 min, using a fixed-bed flow reaction apparatus (CATA5000-4, Best SOKKI). 1 g of a catalyst was filled in a quartz reaction tube with a diameter of 15 mm, and each reaction gas was introduced into the reaction tube with the flow rate of 7 L/min at the determined temperature. In this measurement, the gradient of the tangential line to the CO₂ production curve was the amount of oxygen released per second. CO and CO₂ were analyzed by a non-dispersive infrared (ND-IR) type analyzer and O₂ was quantified with a magnetic oxygen analyzer. [7].

3. Results and discussion

The BET specific surface area (SSA) of ACZ was twice as large as that of CZ at 700 °C (initial condition). In addition, ACZ maintained a higher SSA than CZ after each durability test; for example, after the heat treatment at 1000 °C, ACZ kept 20 m²/g but that of CZ fell down below 1 m²/g (Fig. 2). The crystallite size of CeZrO₄ in ACZ at 700 °C (initial condition) by XRD had a size of about 6 nm, and sintered at most up to about 10 nm at 1000 °C. On the other hand, the crystallite size of CeZrO₄ in CZ after durability test at 1000 °C reached 20 nm. CeZrO₄ in CZ sintered twice as large as that in ACZ, although the initial sizes of their CeZrO₄ were almost the same as 8 or 6 nm (Fig. 3). These results indicate that the addition of Al₂O₃ not only keeps a higher SSA, but also suppresses the crystallite growth of CeZrO₄, which means the Al₂O₃ addition enhances the heat resistance of CeZrO₄ in ACZ.

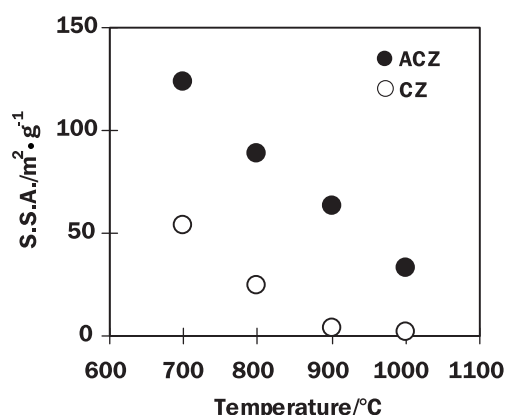


Fig. 2. BET SSA as a function of temperature
2. ábra A BET SSA változása a hőmérséklet függvényében

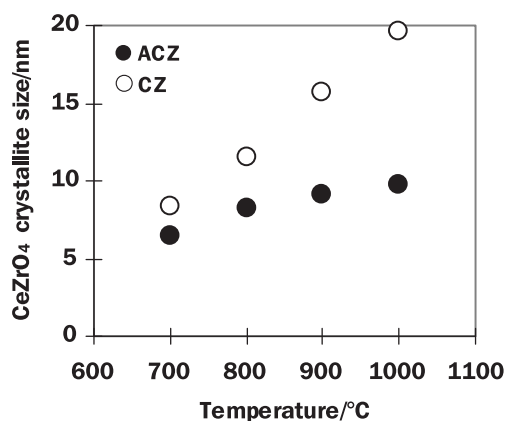


Fig. 3. CeZrO₄ crystallite size as a function of temperature
3. ábra A CeZrO₄ kristallit mérete a hőmérséklet függvényében

The OSC-c of the Pt loaded ACZ catalyst measured at 100 or 300 °C was slightly bigger than that of the corresponding CZ catalyst and that of ACZ at 500 °C much bigger than that of the CZ catalyst (Fig. 4). On the other hand, the OSC-r of the ACZ catalyst at each temperature from 100 to 300 °C was better than those of CZ. In particular, the OSC-r of ACZ measured at

300 °C was about 1.5 times faster than that of the CZ catalyst (Fig. 5). The CeZrO_4 crystallite sizes in these two catalysts were almost identical (see results at 700 °C in Fig. 3) and the Pt particle size in the ACZ catalyst (0,7 nm), which was measured by low temperature CO adsorption technique [7]. The value was about one-half of the Pt particle size in CZ (1,2 nm); in other words, the numbers of activation sites for the oxygen release in ACZ were twice as much as that in CZ. This means that the finer Pt particles in ACZ promote the OSC-r more than the coarser ones in CZ. The OSC-enhancement mechanism is thought to be come from larger number of activation sites and/or closer distance between each activation sites in ACZ. These results also suggest that the introduction of the Al_2O_3 diffusion barrier into CeZrO_4 is effective to promote the OSC performance, particularly the OSC-r.

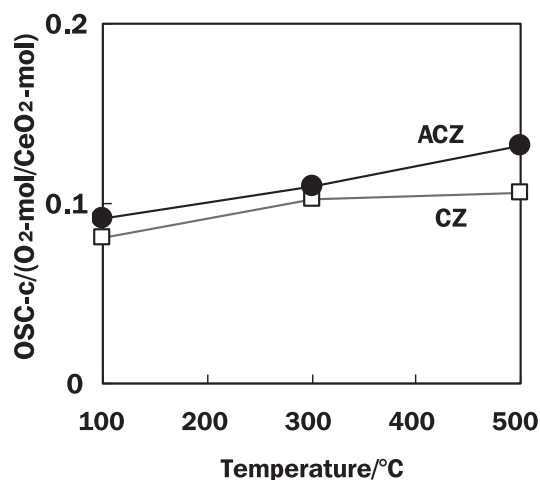


Fig. 4. OSC-c of fresh catalysts. Circle: ACZ, square: CZ
4. ábra A friss katalizátorok OSC-c mutatószáma. Kör: ACZ, négyzet: CZ

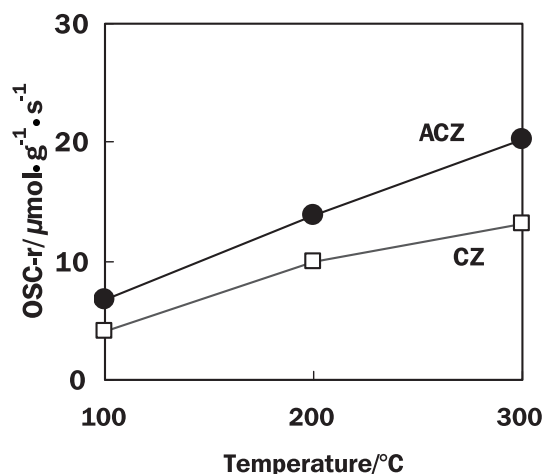


Fig. 5. OSC-r of fresh catalysts. Circle: ACZ, square: CZ
5. ábra A friss katalizátorok OSC-r mutatószáma. Kör: ACZ, négyzet: CZ

For further improvement of the OSC-c and the OSC-r, ACZ was observed in the samples reduced in an atmosphere composed of H_2 (5%) and N_2 (balance) from 700 to 1000 °C prior to Pt loading. The OSC-c of ACZ, which were measured at 300 °C, increased with the reduction temperatures, and reached to the theoretical maximum after the reduction at 1000 °C (ACZ-H2-1000 in Fig. 6). The XRD pattern of ACZ

reduced at 1000 °C indicated the characteristic peaks of the κ -phase CeZrO_4 (Fig. 7), which has regularly-arranged Ce and Zr cations and slightly disordered oxygen [8]. Masui et al. reported the OSC performance of the CeZrO_4 with the κ -phase was larger than that of the conventional CeZrO_4 [9]; hence the increase of the OSC-c of ACZ-H2-1000 up to the theoretical maximum could be attributed to the formation of this phase.

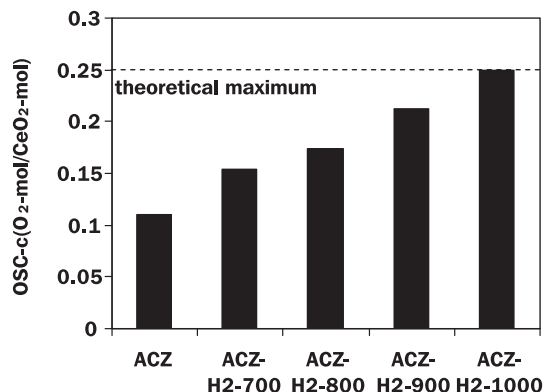


Fig. 6. OSC-c of reduced catalysts prior to Pt loading was measured at 300 °C
6. ábra A redukált katalizátorok OSC-c mutatószáma 300 °C hőmérsékleten mérve, a Pt terhelés előtt

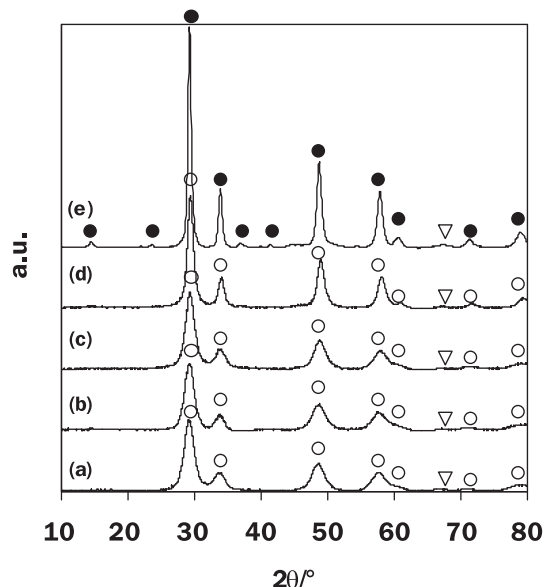


Fig. 7. XRD profile of reduced ACZ (a) as received (fresh); (b) at 700 °C; (c) at 800 °C; (d) at 900 °C; (e) at 1000 °C.

●: κ -phase of CeZrO_4 ; ○: t' -phase of CeZrO_4 ; ▼: $\gamma\text{-Al}_2\text{O}_3$
7. ábra A redukált ACZ XRD görbéje: (a) eredeti (friss) állapotban, (b) 700 °C, (c) 800 °C, (d) 900 °C, és (e) 1000 °C hőmérsékleten.
●: a CeZrO_4 κ -fázisa; ○: a CeZrO_4 t' -fázisa; ▼: $\gamma\text{-Al}_2\text{O}_3$.

In contrast to the OSC-c, the order of the OSC-r varied with the evaluation temperature. The OSC-r of the ACZ catalyst measured at 300 °C increased with the reduction temperature (Fig. 8a), while the OSC-r at 200 °C showed the peak at the reduction temperature of 800 °C (ACZ-H2-800 in Fig. 8b). The oxygen releasing processes are generally considered to consist of the following two main steps; the first one is oxygen volume diffusion inside the lattice, the second one is oxygen transfer on the surface of the CeZrO_4 particles [10, 11]. If the crystallite size of CeZrO_4 is large enough and the measurement

temperature for the OSC-r is high enough, the volume diffusion rate has a larger influence on OSC-r than the surface diffusion rate [10, 11]. The measurement temperature of 300 °C could be high enough and the bulk diffusion of oxygen could control the OSC-r, therefore the ACZ catalysts, which were reduced at higher temperature and whose κ -phase component ratio were higher, indicates the higher OSC-r with reduction temperature. In contrast, the measurement temperature of 200 °C could be not high enough for diffusion control of bulk oxygen, and oxygen transfer rate on the surface could control the OSC-r measured at 200 °C. Hence, the lacking of the surface and surface-neighborhood oxygen makes the ACZ catalyst reduced at 1000 °C indicate the lowest OSC-r because of the degradation of SSA (32 m²/g, Table 1.). The ACZ catalyst without reductive treatment, which showed the second lowest OSC-r, could have the small amount of the complete releasable oxygen in CeZrO₄ lattice due to dismissing the reductive treatment in spite of maintaining the sufficiently high SSA (103 m²/g, Table 1.).

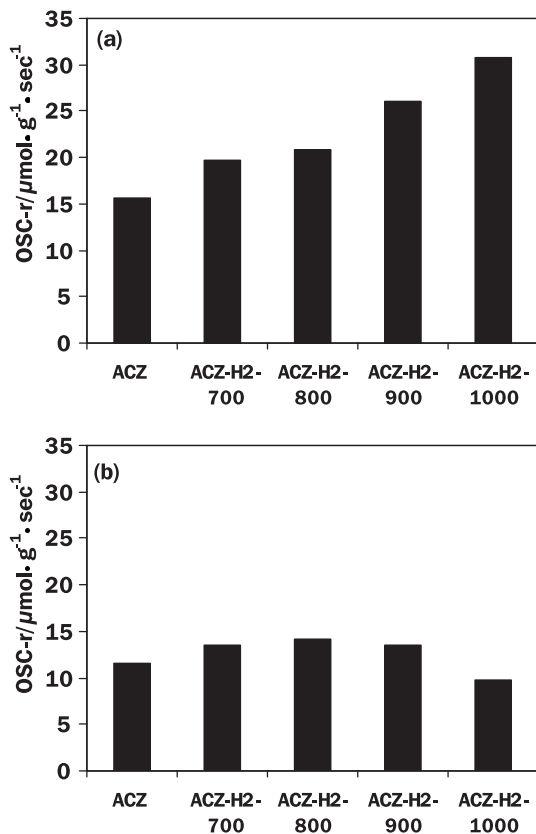


Fig. 8. OSC-r of reduced catalysts prior to Pt loading were measured at (a) 300 °C; (b) 200 °C

8. ábra A redukált katalizátorok OSC-r mutatószáma (a) 300 °C, illetve (b) 200 °C hőmérsékleten mérve, a Pt terhelés előtt

According to above discussion, the OSC-r depends on the balance between the increase of the complete releasable oxygen amount in the CeZrO₄ lattice (OSC-c), and the keeping of the surface or surface-neighborhood oxygen with SSA after the H₂ reduction.

4. Conclusion

ACZ has more excellent heat-resistance and better OSC-property, particularly OSC-r, than those of conventional CZ. The great progress achieved as a result of inhibition of CeZrO₄ crystallite growth by the introduction of Al₂O₃ in nanometer scale. Furthermore, reductive treatments prior to Pt loading at temperatures from 700 to 1000 °C achieved large improvement in the complete oxygen storage capacity (OSC-c). ACZ reduction of 1000 °C prior to Pt loading (ACZ-H2-1000), in particular, indicated the theoretical maximum OSC-c, while maintaining a sufficient SSA. This high-performance OSC-c is derived from the formation of the κ -phase of the CeZrO₄ crystallite, where Ce and Zr ions arrange regularly. On the other hand, reductive treatments below 900 °C did not form the κ -phase of the CeZrO₄ crystallite in ACZ.

The reductive treatment also improved the oxygen release rate (OSC-r) of the ACZ catalyst; however, its variation against the evaluation temperature and the reduction temperature differed from that of OSC-c. The OSC-r of ACZ catalysts measured at 200 °C showed a maximum value against the reduction temperature at 800 °C, whereas that at 300 °C increased with the reduction temperature, as in the case of OSC-c. The variation of the measured OSC-r depends on the balance between the increase of the complete releasable oxygen amount in the CeZrO₄ crystallite lattice, and the keeping of surface or surface-neighborhood oxygen with SSA after the H₂ reduction. Therefore, reduction temperatures should be chosen according to the practical conditions in a three-way catalyst.

Acknowledgment

The authors would like to thank the members of Catalyst laboratory in Toyota Central R&D Labs., Inc.

References

- [1] S. Matsumoto: *Toyota Tec. Rev.*, Vol. 44, 10, 1994.
- [2] T. Kanazawa – J. Suzuki – T. Takada – T. Suzuki – A. Morikawa – A. Suda – H. Sobukawa – M. Sugiura: *SAE Paper No.2003-01-0811*, 2003.
- [3] *An open patent official report and Provisional Publication No. 63-116741*, 1988.
- [4] S. Matsumoto – N. Miyoshi – T. Kanazawa – M. Kimura – M. Ozawa, in S. Yoshida – N. Tabezawa – T. Ono(Eds.): *Catalysis Science and Technology*, Vol.1, Kodansha/VCH, Tokyo/Weinheim, 335, 1991.
- [5] M. Ozawa – M. Kimura – A. Isogai: *J. Alloys Comp.* Vol. 193, 73, 1993.
- [6] *R&D Review of Toyota CRDL*, Vol. 3, No.4, P28, 2002.
- [7] A. Morikawa, T. Suzuki, T. Kanazawa, A. Suda, K. Kikuta, H. Shinjo: *Appl. Catal. B* Vol. 78, 210, 2008.
- [8] N. Izu – H. Kishimoto – T. Omata – T. Yao – S. Otsuka-Yao-Matsuo: *Sci. Technol. Adv. Mater.* Vol. 2, 443, 2001.
- [9] T. Masui – Y. Peng – K. Machida – G. Adachi: *Chem. Mater.* Vol. 10, 4005, 1998.
- [10] F. Dong – A. Suda – T. Tanabe – Y. Nagai – H. Sobukawa – H. Shinjoh – M. Sugiura – C. Descorme – D. Duprez: *Catalysis Today* vol. 93-95, 827, 2004.
- [11] F. Dong – A. Suda – T. Tanabe – Y. Nagai – H. Sobukawa – H. Shinjoh – M. Sugiura – C. Descorme – D. Duprez: *Catalysis Today* vol. 90, 223, 2004.